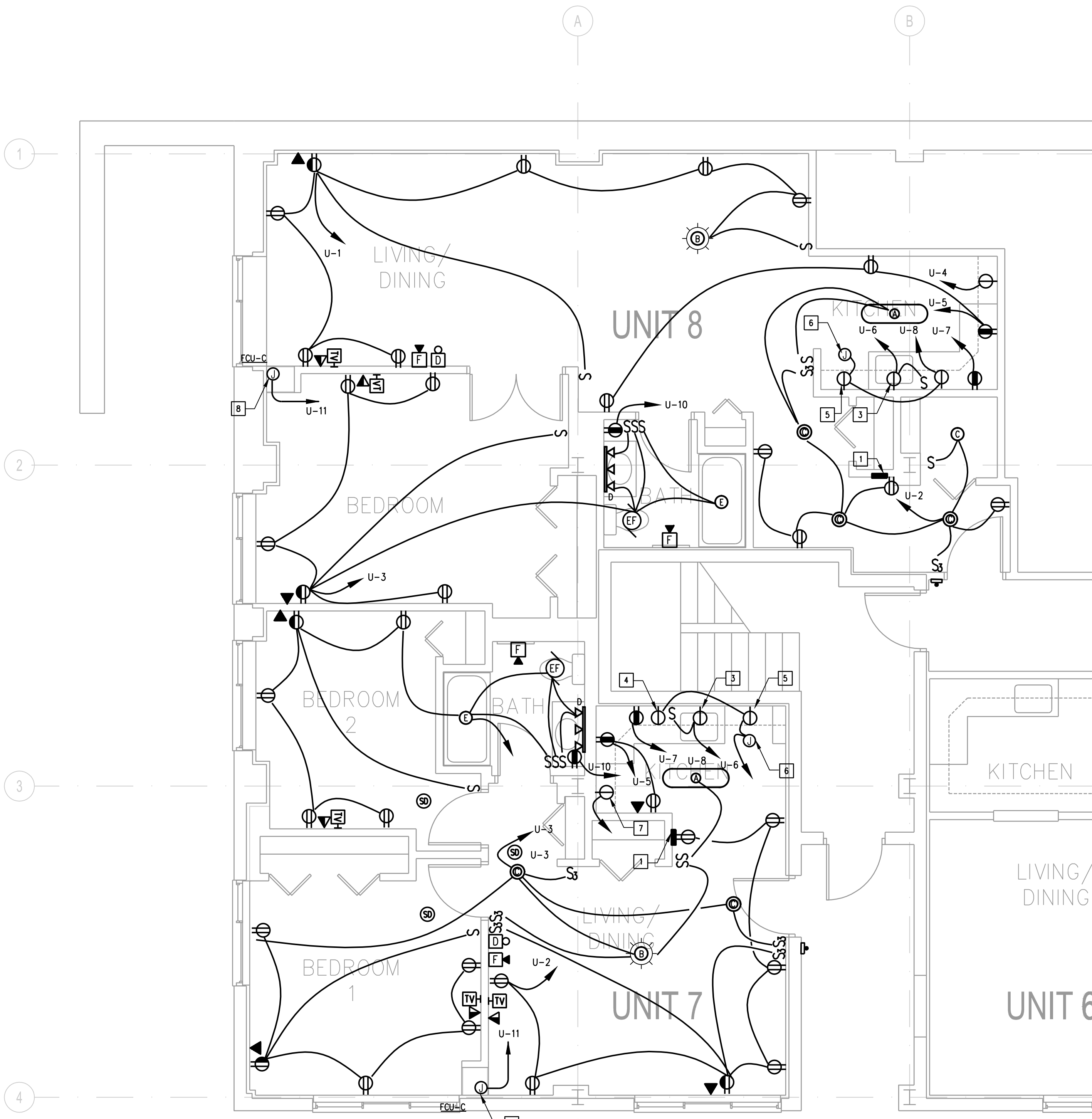
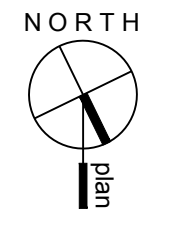


PRINT DATE: 6/24/2014 5:12 PM SAVE DATE: 4/3/2015 1:58 PM FILE LOCATION: J:\14_005\14203 - THE PHOENIX\DWG\403E-202.DWG



1 PARTIAL BASEMENT FLOOR PLAN - BLDG 5802 - ELECTRICAL
E-202 SCALE: 1/4"=1'-0"



KEY NOTES:

- 1 DWELLING UNIT ELECTRICAL LOAD CENTER. REFER TO PANEL SCHEDULE ON PLAN E-102 FOR CIRCUITING INFORMATION.
- 2 ALL LOCAL SINGLE STATION SMOKE DETECTORS WITH AUDIO ALARM IN THE DWELLING SHALL BE INTERCONNECTED SO WHEN ANY SINGLE SMOKE DETECTOR IS ACTIVATED, ALL INTERCONNECTED SINGLE STATION SMOKE DETECTORS WITHIN DWELLING WILL SOUND. PROVIDE A DEDICATED 1P-20A LOCKABLE CIRCUIT BREAKER TYPE.
- 3 SIMPLEX 125V, 20A, 1P. UNDER COUNTER RECEPTACLE AND ABOVE COUNTER CONTROL SWITCH FOR SERVICE TO DISPOSAL. COORDINATE EXACT LOCATION WITH THE PLUMBING CONTRACTOR PRIOR TO ROUGH-IN.
- 4 SIMPLEX 125V, 20A, 1P. UNDER COUNTER RECEPTACLE FOR SERVICE TO DISHWASHER. CONTRACTOR SHALL PROVIDE A TOGGLE SWITCH WITHIN SIGHT OF DISHWASHER.
- 5 SIMPLEX 125V, 20A, 1P FOR RANGE IGNITION CIRCUIT. COORDINATE EXACT LOCATION WITH THE CONSTRUCTION MANAGER PRIOR TO ROUGH-IN.
- 6 JUNCTION BOX FOR RANGE HOOD
- 7 SIMPLEX 125V, 20A, 1P. RECEPTACLE (MTD. 36" A.F.F.) FOR SERVICE TO REFRIGERATOR.
- 8 JUNCTION BOX FOR FAN COIL UNIT, BUILT-IN DISCONNECT SWITCH. COORDINATE WITH MECHANICAL CONTRACTOR FOR EXACT LOCATION PRIOR TO ROUGH IN.
- FCU-A: 120V, 1ø, 4.2A
- FCU-B: 120V, 1ø, 6.2A

GENERAL NOTES:

1. PER NEC 300.21 PROVIDE "WALL OPENING PROTECTIVE MATERIALS" IN DEVICE BOXES LOCATED IN STAGGERED STUD WALLS. REFER TO U.L. FIRE RESISTANCE DIRECTORY UNDER CATEGORY "WALL OPENING PROTECTIVE MATERIALS (CLIV)" FOR ACCEPTABLE MANUFACTURERS. PROVIDE DOCUMENTATION TO INSPECTOR FOR MATERIALS PROVIDED.
2. ALL WIRING INSTALLED IN THE FLOOR/CEILING ASSEMBLY SHALL BE LISTED AND LABELED FOR USE IN THE ASSEMBLY. PROVIDE DOCUMENTATION TO INSPECTOR FOR MATERIALS PROVIDED.
3. COORDINATE LOCATION OF LIGHT FIXTURES AND EQUIPMENT WITH FURNITURE LAYOUT.
4. ARC FAULT CIRCUITS TO BE INSTALLED PER NEC, SECTION 210.12(B).
5. ALL 120V-20A RECEPTACLES WITHIN DWELLING UNIT SHALL BE TAMPER RESISTANT. INSTALLATION SHALL COMPLY WITH NEC 406.11.
6. ALL ELECTRICAL PANEL BOARD COVERS SHALL BE FACTORY PAINTED TO MATCH THE WALLS.
7. ALL 15A, 20A, 120V RECEPTACLES LOCATED WITHIN 6 FEET HORIZONTALLY OF A SINK/WATER SOURCE IN THE KITCHEN AREA SHALL BE PROVIDED WITH GROUND FAULT INTERRUPTING PROTECTION

The Phoenix
Apartments
Interior Alterations

5802 Annapolis Road
Bladensburg, Maryland 20710

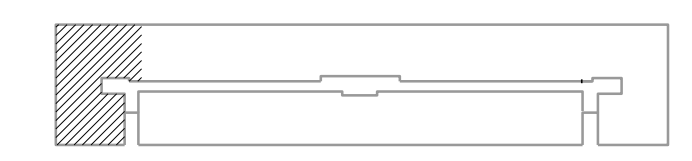
NOVITSKE ARCHITECTS

201 North Fairfax Street, Suite 33
Alexandria VA 22314
703 535 7899, 703 535 8840 fax

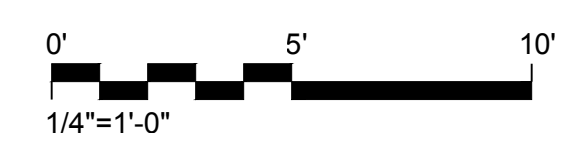


I certify that these documents were prepared by or approved by me and that I am a duly licensed professional engineer under the laws of the State of Maryland, license number 18505 expiration date 6/30/15.

key plan



graphic scales



project: 21413
phase: PERMIT SET
date: 16 February 2015
revisions: 18 March 2015-Permit Revisions

PARTIAL BASEMENT FLOOR
PLAN - BLDG 5802 -
ELECTRICAL

E-202